

NAME: _____
 ADDRESS: _____
 CITY/STATE/ZIP _____
 PHONE _____
 E-MAIL: _____

Date: _____
 Style: _____
 Color/Leather: _____
 Payment: _____

CUSTOM ORDER

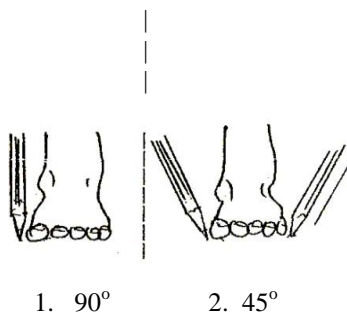


1. *Trace around feet with pencil or thin pen @ 90°*
 Mark ball of foot and big toe at base for thong position.

2. Hold pencil at 45° angle and trace again—
 The contact line all around the foot but not the toes .
Measure ball & instep over TOP of foot from the floor
and heel circumference all the way around...
holding the tape measure FLAT.

3. Cavalier boots: see second page to record measurements
Measure GIRTH (circumference) at ball, instep
and heel, ankle, low/mid/upper calf and top of boot.

Trace both feet on this page(it is OK if the lines cross)

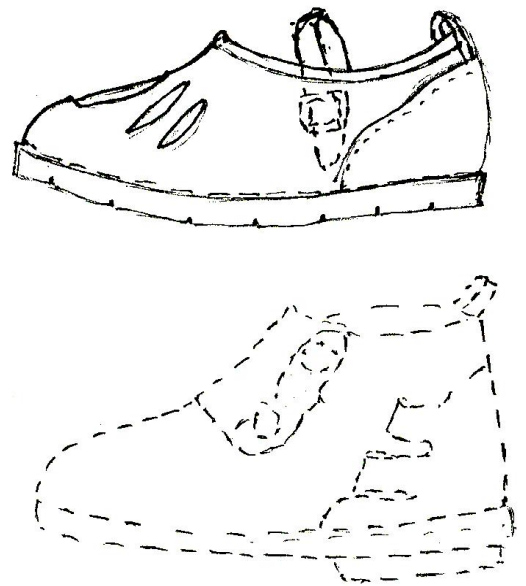
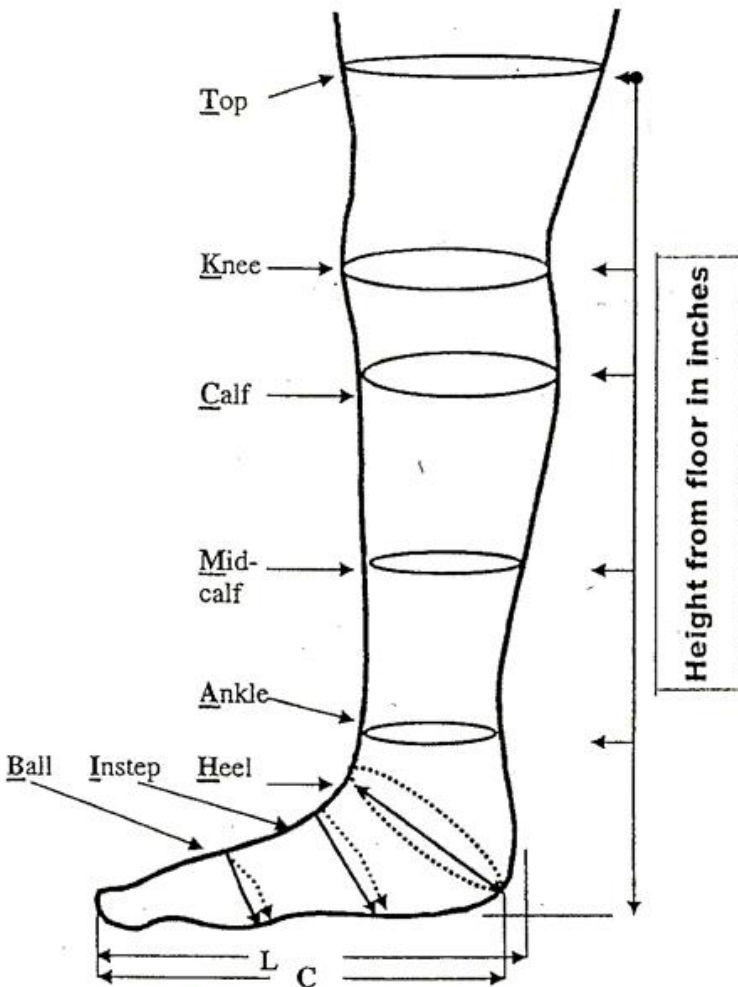
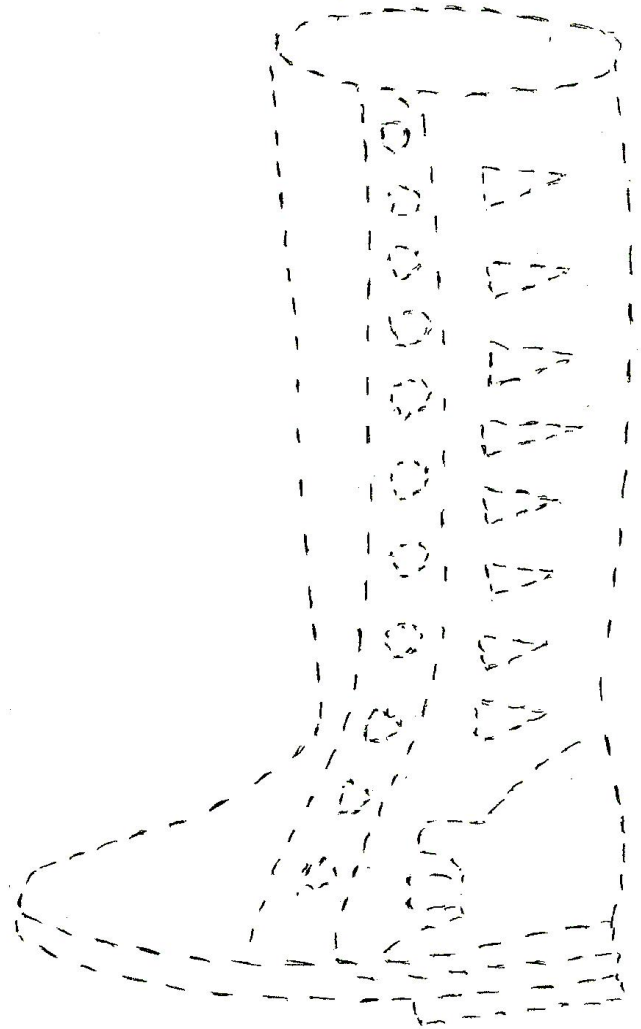


LEFT BALL RIGHT

LEFT INSTEP RIGHT

LEFT HEEL RIGHT

STYLE	
UPPER LEATHER	
BODY/VAMP	
FRONT PANEL OVERLAY	
FRONT PANEL UNDERLAY	
HEEL COUNTER	
HEEL COUNTER UNDERLAY	
GHILLIES	
ONE PIECE GHILLES BACK	
PULL TABS	
TONGUE	
TOUNGUE OVERLAY	
TRIMS	
SLASHES	
TOP ROLL	
ROLLED TOP CUFF	
LACE	
STRAP	
BUCKLE	
BUTTONS	
SOLE	
WEDGE	
LIFT	
MIDSOLE	
HEEL	



Use these outlines to draw your details, and fill out the chart at left to record.

INCHES	FOOT LENGTH			TOP MEASURE		GIRTH MEASURE in inches At height from floor						
	L sticklength	W width	C contact	B ball	I instep	H heel	I instep	A ankle	M mid-calf	C calf	K knee	T top
@→												
RIGHT												
LEFT												